

[Lv 750] Full Helmet of the Ancients

Full Helmet of the Ancients

Level required: 750

Prerequisite: 9 scarab coins for each player!

Rewards

Second pharaoh addon + Full Helmet of the Ancients



The quest is a continuation of [Helmet of the Ancients quest!](#) So we begin in the same teleport!



Part I

You need 1 scarab coin per access to each boss. Therefore 3 in total. You can get scarab coins from daily reward from Elise under temple or dig them in the desert in north eastern part of HotA area, or loot from tomb monsters and ancient scarabs.



You talk to NPC to get teleported to a desert island for 20 minutes and you can dig as much as you can.

17:17 Digger: Good morn, Ghamie! I found a small island near here where you can dig up scarab coins! You may ask for a [passage](#) if you would like.
17:17 Ghamie [778]: [passage](#)
17:17 Digger: Splendid! Once we reach the island you will have [20 minutes](#) to dig up as many scarab coins as you can. Afterward you will have to leave the island and wait an [hour](#) before you can return. Are you ready to go?

Once you have required amount of scarab coins, you can enter the pyramid in the middle and proceed to the lowest floor!

Then follow the map as shown.



Part II

Once there, you have to kill 3 pharaoh again (They are significantly stronger than previous version!) and gain the access to the secret tomb of Ashmunrah.

First pharaoh - Mahrdis

Follow the route and shown on next figure!



You should be here.



Be careful about invisible magic throwers, they **do** hurt!

Once you enter the teleport, you will face **Mahrdis** and its summons. There are multiple magic throwers, so I suggest using magic walls to negate some damage.



Once you defeat the pharaoh, you can loot the sacrificial item to proceed to the coffin. **Remember** you have to loot the item per each team member!



Note: The respawn timer is really quick.

When everyone has the burning heart in their inventory, you can proceed to the teleport in southern part of the room and **USE** the coffin to get credit!



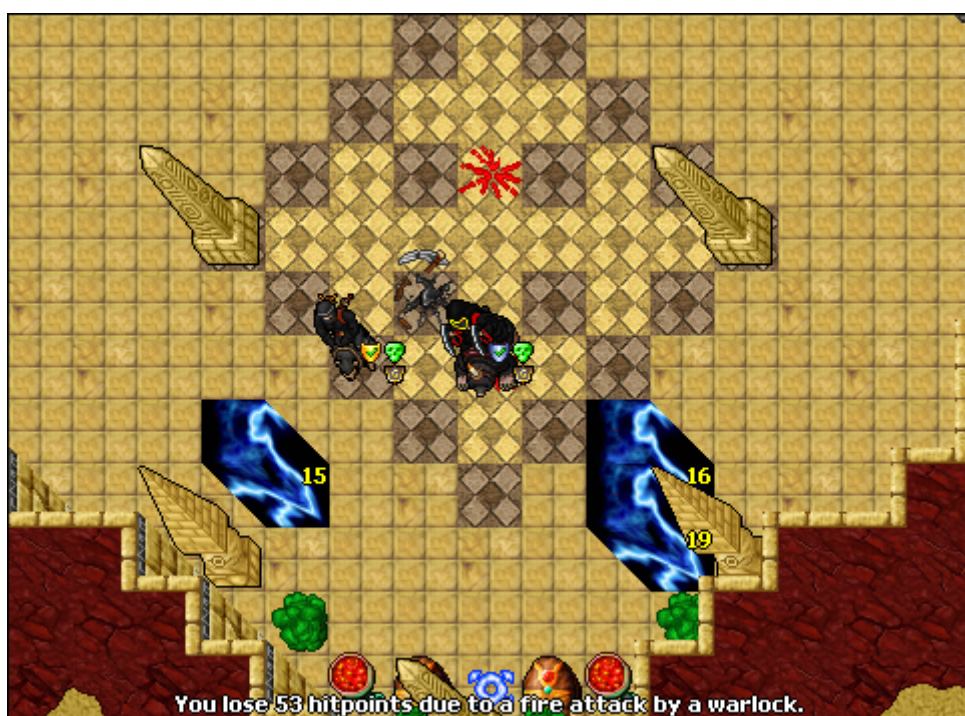
On exit you will be teleported to the top of the pyramid as in previous quest as well, and you have to navigate down to the tomb again.

Second pharaoh - Thalas

We start in the tomb navigating following route to Thalas.



Enter the following portal to face Thalas!

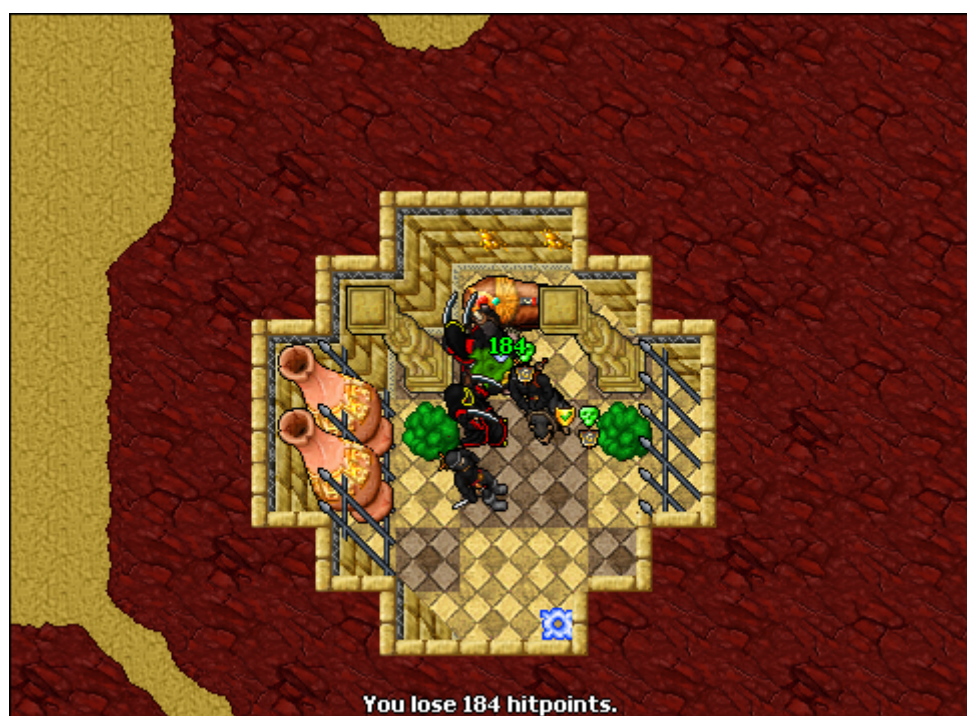


Defeat Thalas, loot the required item for every team member and enter the teleport in the south.





Remember to use the coffin for the credit!



Third pharaoh - Rahemos

One last boss in the tomb! Follow the route.



Enter the portal!



Kill the pharaoh!



Loot the item for every member!



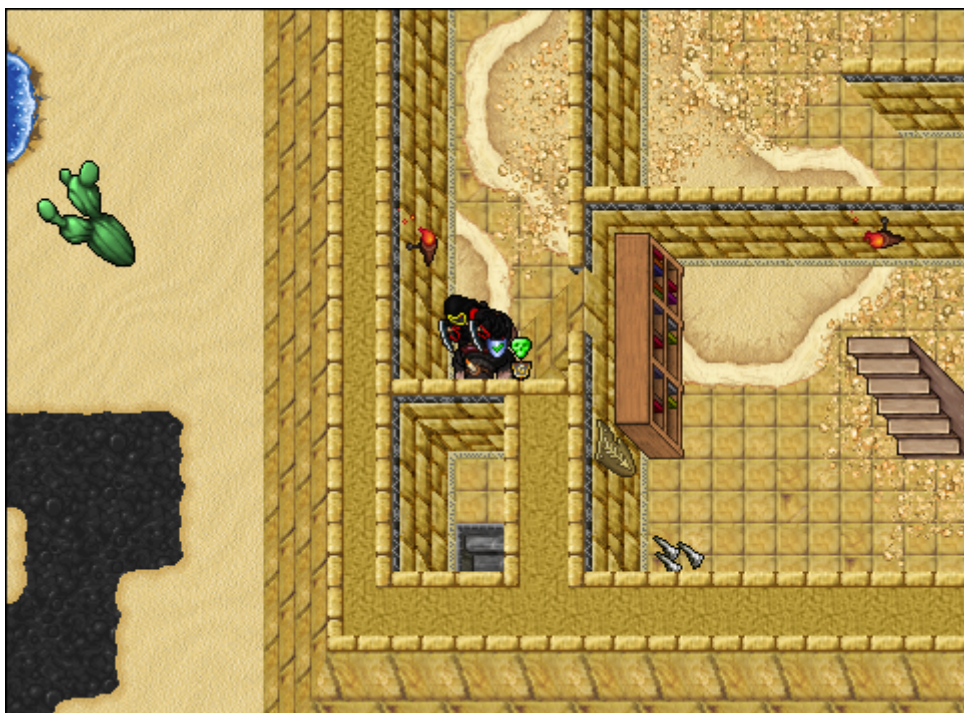
And **use** the coffin to be able to access the secret tomb!



The secret tomb

Before we are able to receive Full Helmet of the Ancients, we have to find the secret tomb and face Ashmunrah.

The secret tomb entrance is in the beginning of the pyramid, here!



Just walk south through the wall and proceed here.

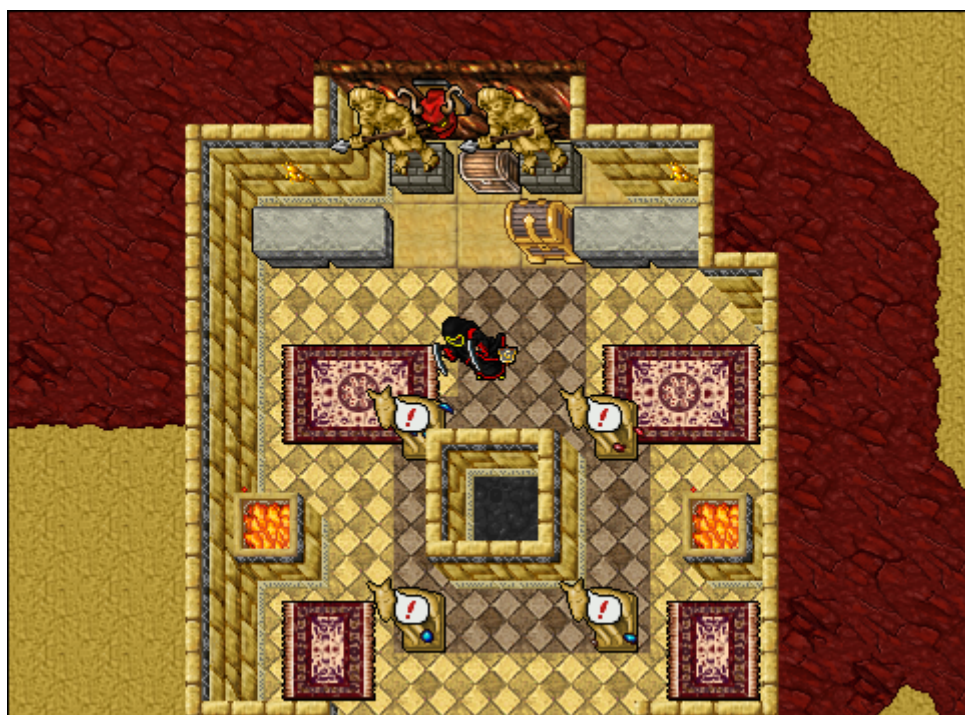


The moment you move the helmet, you get teleported into the final room!

This is by far the hardest fight, there are a lot of summons and a lot of magic throwers. It took me few moments to even get the screenshot =)



When you defeat the boss, head south and enter the teleport.



Grab the reward!



Congratulations!

Revision #4

Created 8 April 2020 17:04:56 by Danko

Updated 29 July 2020 01:47:58 by Danko